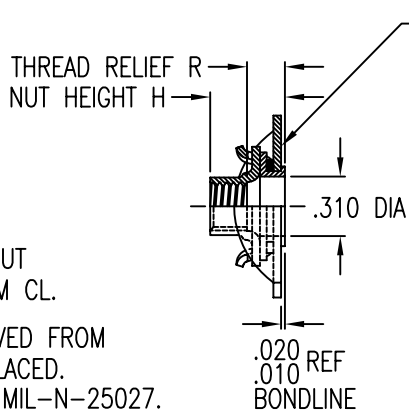
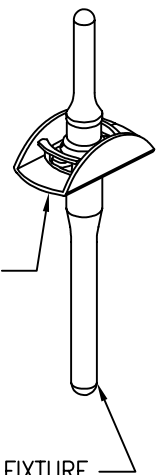


NUTPLATE CONFORMS TO AND MEETS THE STRENGTH REQUIREMENTS OF MIL-N-25027.



OPTIONAL PRIMER THIS SURFACE.

NUTPLATE ATTACHED BY MEANS OF ADHESIVE APPLIED TO THIS SURFACE.



DISPOSABLE ELASTIC FIXTURE HOLDS NUTPLATE WHILE ADHESIVE CURES.

MATERIAL AND FINISH DATA

CODE	NUT MATERIAL	SPEC.	RETAINER MATL.	SPEC.	FINISH	SPEC.
S	1050 STEEL	AMS 5085	1050 STEEL, 304, 305 CRES	AMS 5085, 5514, 5639	CAD PLATE	QQ-P-416
CR	A-286 CRES	AMS 5525	17-7PH, A-286, 304, 305 CRES	AMS 5528, 5525, 5514, 5639	PASSIVATE	QQ-P-35
CRA	A-286 CRES	AMS 5525	17-7PH, A-286, 304, 305 CRES	AMS 5528, 5525, 5514, 5639	PASSIVATE	QQ-P-35

CODE	BASEPLATE MATERIAL	SPEC.	FINISH	SPEC.
A	5052 ALUMINUM	AMS 4016	NONE	
AA	5052 ALUMINUM	AMS 4016	ANODIZE	MIL-A-8625 TYPE I
CR	304 CRES OR A-286 CRES	AMS 5513 OR AMS 5525	PASSIVATE	QQ-P-35
CRA	A-286 CRES	AMS 5525	PASSIVATE	QQ-P-35

THREAD T DATA

CODE	THREAD SIZE
4	.2500-28 UNJF-3B
420	.2500-20 UNJC-3B
6M	MJ6 X 1,0 4H5H

OPTIONAL PRIMER

CODE	BASEPLATE PRIMER	SPEC
P	EPOXY PRIMER	MIL-P-85582

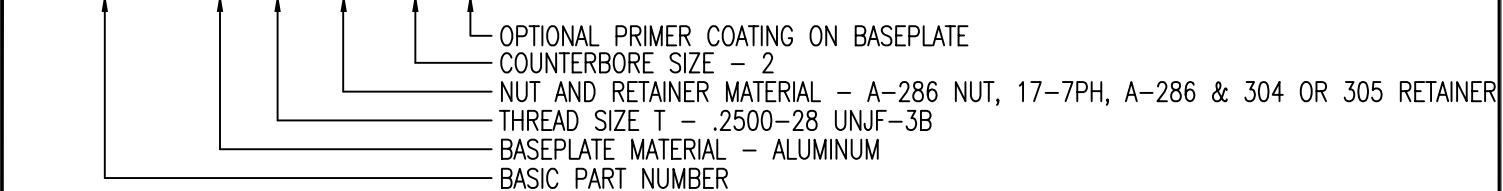
COUNTERBORE DATA - THD. RELIEF R AND NUT HEIGHT H

CODE	NONE	2	3	4	5	6
R ±.025	.150	.235	.298	.361	.424	.488
H ±.025	.362	.424	.487	.549	.609	.672

MINIMUM NUT HEIGHT H LIMITED BY STRENGTH REQUIREMENTS ONLY.

EXAMPLE PART NUMBER

CB3009 A 4 CR 2 P



UNLESS OTHERWISE SPECIFIED, ALL DIMENSIONS ARE IN INCHES AND TOLERANCES ARE AS SHOWN BELOW. DIMENSIONAL TOLERANCES AND SYMBOLS PER ANSI Y14.5M-1982.

PROPRIETARY PARTS SHOWN IN THIS DRAWING ARE THE SUBJECT OF ISSUED UNITED STATES AND FOREIGN PATENTS AND PATENTS PENDING. UNAUTHORIZED REPRODUCTION AND/OR DISTRIBUTION OF THIS DRAWING IS SPECIFICALLY PROHIBITED.



CARSON CITY NEVADA 89706

		APPROVALS	DATE
ANGLES	±1°	DRAWN RGP	15FEB96
.XX	±.03	CHECKED DAC	15FEB96
.XXX	±.010	RELEASED CGH	15FEB96
.XXXX	±.001	REVISED RGP	15FEB96

TITLE			
NUTPLATE, TWO LUG, BONDED			
SIZE	CAGE CODE	DWG. NO.	REV.
A	66530	CB3009	13
SCALE	1/1 15FEB96		SHEET 1 OF 1