



Image	Part No. & Description	Performance Guidelines
	<p>CB3019 Cable Tie Mount Swivel</p> 	<p>Exceeds MS3367 50lb (23kg) requirement</p>



Image	Part No. & Description	Performance Guidelines
	<p>CS120 Insulation Blanket Mount Pin</p> 	<p>Contact Click Bond for specific application performance</p>



Image	Part No. & Description	Performance Guidelines
	<p>CB9120 Cable Tie Mount</p> 	<p>Exceeds MS3367 50lb (23kg) requirement</p>



Image	Part No. & Description	Performance Guidelines
	<p>CB9205 Loop Strap Fastener</p> 	<p>600lb (270kg) Shear 600lb (270kg) Tension</p>



Image	Part No. & Description	Performance Guidelines
	<p>CS125 1.25" (31.8mm) Dia.  Base</p>	<p>2000lb (900kg) Shear 1000lb (450kg) Tension</p>



Image	Part No. & Description	Performance Guidelines
	<p>CB3200 / CS200 2.00" (50.8mm) Dia.  Base</p>	<p>4000lb (1800kg) Shear 1700lb (770kg) Tension</p>



Image	Part No. & Description	Performance Guidelines
	<p>CB9522</p> <p>Large Dia., Floating</p> 	<p>9000lb (4000kg) Shear</p> <p>6000lb (2700kg) Tension</p>





Image	Part No. & Description	Performance Guidelines
	<p>CN125 1.25" (31.8mm) Dia.  Base</p>	<p>Contact Click Bond for specific application performance</p>

Image	Part No. & Description	Performance Guidelines
	<p>CN200 2.00" (50.8mm) Dia.  Base</p>	<p>Contact Click Bond for specific application performance</p>