

NOTE: ALL DIMENSIONS BEFORE PAINT.

NUTPLATE MEETS THE STRENGTH REQUIREMENTS OF NASM25027.

PART NUMBER	THREAD T	B MAX	D MIN	E MAX	H MAX	R MIN
CB6013 () 08 () 1 () ()	.1640-32 UNJC-3B	.454	.224	.187	.250	.070
CB6013 () 3 () 1 () ()	.1900-32 UNJF-3B	.454	.250	.187	.250	.070
CB6013 () 3 () 2 () ()					.312	.125
CB6013 () 3 () 3 () ()					.375	.188
CB6013 () 3 () 4 () ()					.438	.250
CB6013 () 3 () 5 () ()					.500	.313
CB6013 () 3 () 6 () ()					.562	.375
CB6013 () 4 () 1 () ()	.2500-28 UNJF-3B	.554	.312	.218	.295	.070
CB6013 () 4 () 2 () ()					.357	.125
CB6013 () 4 () 3 () ()					.419	.188
CB6013 () 4 () 4 () ()					.481	.250
CB6013 () 4 () 5 () ()					.543	.313
CB6013 () 4 () 6 () ()					.605	.375
CB6013 () 5 () 1 () ()	.3125-24 UNJF-3B	.650	.375	.276	.344	.070
CB6013 () 5 () 2 () ()					.400	.125
CB6013 () 5 () 3 () ()					.461	.188
CB6013 () 5 () 4 () ()					.524	.250
CB6013 () 5 () 5 () ()					.586	.313
CB6013 () 5 () 6 () ()					.649	.375

EXAMPLE PART NUMBER

CB6013 CR 3 - 1 P 6

- ↑ NUT SPACING P IN EIGHTHS OF AN INCH - .750
- ↑ OPTIONAL PRIMER COATING ON BASEPLATE
- ↑ THREAD RELIEF R - .070 MIN
- ↑ NUT MATERIAL - A-286 CRES, DRI-FILM LUBE
- ↑ THREAD T SIZE - .1900-32 UNJF-3B
- ↑ BASEPLATE MATERIAL - A-286 CRES
- ↑ BASIC PART NUMBER

UNLESS OTHERWISE SPECIFIED, ALL DIMENSIONS ARE IN INCHES AND TOLERANCES ARE AS SHOWN BELOW. DIMENSIONAL TOLERANCES AND SYMBOLS PER ANSI Y14.5M-1982.

PROPRIETARY PARTS SHOWN IN THIS DRAWING ARE THE SUBJECT OF ISSUED UNITED STATES AND FOREIGN PATENTS AND PATENTS PENDING. UNAUTHORIZED REPRODUCTION AND/OR DISTRIBUTION OF THIS DRAWING IS SPECIFICALLY PROHIBITED.

GLICK BOND

CARSON CITY
NEVADA 89706

CAD CB6013-1

APPROVALS

DATE

TITLE

NUTPLATE, TRIPLE NUT, BONDED

ANGLES ±1°

DRAWN **BPerez**

20JUN03

.XX ±.03

CHECKED **DOC**

20JUN03

SIZE

CAGE CODE

DWG. NO.

REV.

.XXX ±.010

RELEASED **CGH**

20JUN03

A

66530

CB6013

8

.XXXX ±.001

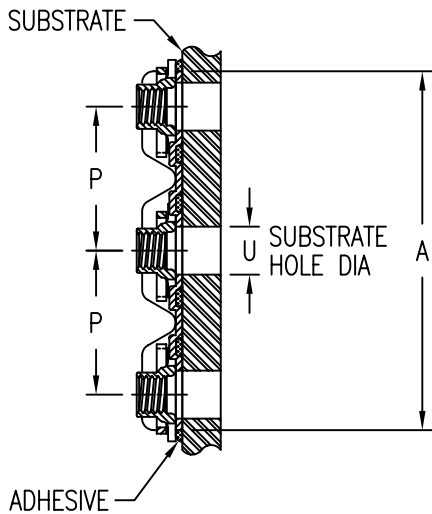
REVISED **BPerez**

20JUN03

SCALE 1/1

20JUN03

SHEET 1 OF 4



INSTALLATION HOLE SIZE AND REPLACEMENT COMPONENTS

THREAD SIZE CODE	U MAX	NUT PART NO. *	CLIP PART NO.
08	.224	CB6001()08-1	CB6002-3
3	.250	CB6001()3-()	
4	.312	CB6001()4-()	CB6002-4
5	.375	CB6001()5-()	CB6002-5

* FIRST () DESIGNATES NUT MATERIAL CODE.

CR = A-286 CRES, PASSIVATE, DRI-FILM LUBE.
 CRC = A-286 CRES, CAD PLATE, DRI-FILM LUBE.
 CRS = A-286 CRES, SILVER PLATE.

* SECOND () DESIGNATES NUTPLATE THREAD RELIEF (NUT C'BORE) CODE.

BASEPLATE MATERIAL AND FINISH DATA

CODE	MATERIAL	SPEC.	FINISH	SPEC.
A	ALUMINUM	QQ-A-250	NONE	
AA	ALUMINUM	QQ-A-250	ANODIZE	MIL-A-8625, TYPE 1
CR	A-286 CRES	AMS 5525	PASSIVATE	QQ-P-35

OPTIONAL BASEPLATE PRIMER

CODE	COATING MATERIAL	SPEC.
-	NONE	
P	EPOXY PRIMER	MIL-P-85582

NUT MATERIAL AND FINISH DATA (SEE CB6001)

CODE	MATERIAL	FINISH	SPEC.	DRI-FILM LUBE
-	A-286 CRES	PASSIVATE	QQ-P-35	MIL-L-46010 TY 1
CRC	A-286 CRES	CAD PLATE	QQ-P-416	MIL-L-46010 TY 1
CRS	A-286 CRES	SILVER PLATE	AMS 2410	NONE

CLIP MATERIAL AND FINISH: SEE CB6002

NUT SPACING CODE (IN EIGHTHS OF AN INCH)	P	A MAX FOR THREAD SIZES		
		08 AND 3	4	5
5	.625	1.635	1.695	-
6	.750	1.885	1.954	-
7	.875	2.135	2.195	2.312
8	1.000	2.385	2.445	2.562
9	1.125	2.635	2.695	2.812
10	1.250	2.885	2.945	3.062

NOTES: (PART NUMBER CHANGE 18NOV96, NUTPLATE DESIGN SAME)

1. CB6013()2()1 PART NUMBER IS INACTIVE FOR NEW DESIGN. USE CB6013()08()1.
2. NUT MATERIAL AND FINISH DESIGNATION (CR) IS INACTIVE FOR NEW DESIGN. NUT MATERIAL AND FINISH CODE (-) HAS REPLACED (CR).

UNLESS OTHERWISE SPECIFIED, ALL DIMENSIONS ARE IN INCHES AND TOLERANCES ARE AS SHOWN BELOW. DIMENSIONAL TOLERANCES AND SYMBOLS PER ANSI Y14.5M-1982.

PROPRIETARY PARTS SHOWN IN THIS DRAWING ARE THE SUBJECT OF ISSUED UNITED STATES AND FOREIGN PATENTS AND PATENTS PENDING. UNAUTHORIZED REPRODUCTION AND/OR DISTRIBUTION OF THIS DRAWING IS SPECIFICALLY PROHIBITED.

GLICK BOND

CARSON CITY
NEVADA 89706

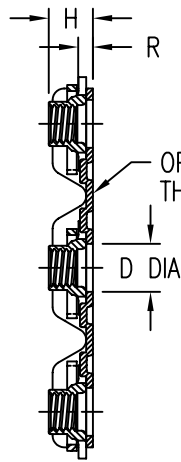
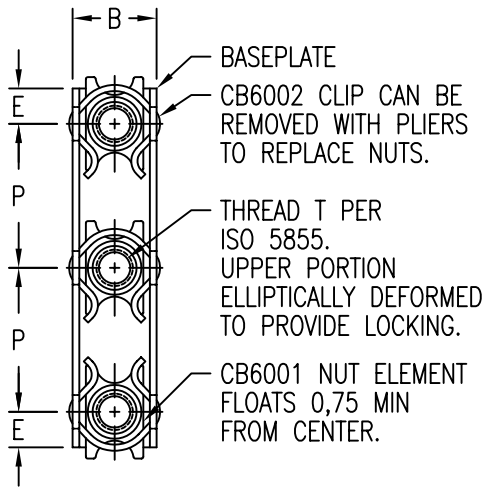
CAD CB6013-2

APPROVALS	DATE
DRAWN BPerez	20JUN03
CHECKED DOC	20JUN03
RELEASED CGH	20JUN03
REVISED BPerez	20JUN03

TITLE
NUTPLATE, TRIPLE NUT, BONDED

ANGLES	±1°
.XX	±.03
.XXX	±.010
.XXXX	±.001

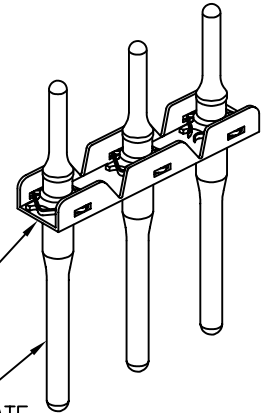
SIZE	CAGE CODE	DWG. NO.	REV.
A	66530	CB6013	8
SCALE	1/1	20JUN03	SHEET 2 OF 4



NUTPLATE MEETS THE STRENGTH REQUIREMENTS OF ISO 5858.

NUTPLATE ATTACHED BY ADHESIVE APPLIED TO THIS SURFACE.

DISPOSABLE ELASTIC FIXTURES HOLD NUTPLATE WHILE ADHESIVE CURES.



THREAD AND DIMENSION DATA (ALL DIMENSIONS BEFORE PAINT)

PART NUMBER	THREAD T	B MAX	D MIN	E MAX	H MAX	R MIN
CB6013 () 5M () 1 () ()	MJ5 X 0,8 4H6H	11,6	6,35	4,8	6,2	1,6
CB6013 () 5M () 4 () ()					8,0	4,0
CB6013 () 5M () 6 () ()					10,0	6,0
CB6013 () 5M () 8 () ()					12,0	8,0
CB6013 () 5M () 10 () ()					14,0	10,0
CB6013 () 6M () 1 () ()	MJ6 X 1,0 4H5H	14,1	7,90	5,6	7,1	1,6
CB6013 () 6M () 4 () ()					9,0	4,0
CB6013 () 6M () 6 () ()					11,0	6,0
CB6013 () 6M () 8 () ()					13,0	8,0
CB6013 () 6M () 10 () ()					15,0	10,0
CB6013 () 8M () 1 () ()	MJ8 X 1,0 4H5H	16,6	9,50	7,1	8,2	1,6
CB6013 () 8M () 4 () ()					11,0	4,0
CB6013 () 8M () 6 () ()					13,0	6,0
CB6013 () 8M () 8 () ()					15,0	8,0
CB6013 () 8M () 10 () ()					17,0	10,0

EXAMPLE PART NUMBER

CB6013 CR 5M 1 P 19

- NUT SPACING P IN MILLIMETERS - 19,0
- OPTIONAL PRIMER COATING ON BASEPLATE
- THREAD RELIEF R - 1,6 MIN
- NUT MATERIAL - A-286 CRES, DRI-FILM LUBE
- THREAD T SIZE - MJ5 X 0,8 4H6H
- BASEPLATE MATERIAL - A-286 CRES
- BASIC PART NUMBER

UNLESS OTHERWISE SPECIFIED, ALL DIMENSIONS ARE IN MILLIMETERS AND TOLERANCES ARE AS SHOWN BELOW. DIMENSIONAL TOLERANCES AND SYMBOLS PER ANSI Y14.5M-1982.

PROPRIETARY PARTS SHOWN IN THIS DRAWING ARE THE SUBJECT OF ISSUED UNITED STATES AND FOREIGN PATENTS AND PATENTS PENDING. UNAUTHORIZED REPRODUCTION AND/OR DISTRIBUTION OF THIS DRAWING IS SPECIFICALLY PROHIBITED.

GLICK BOND

CARSON CITY
NEVADA 89706

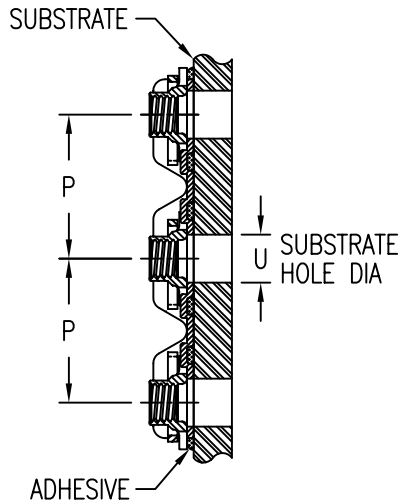
CAD CB6013-3
METRIC DIMENSIONS

APPROVALS	DATE
DRAWN BPEREZ	20JUN03
CHECKED DOC	20JUN03
RELEASED CGH	20JUN03
REVISED BPEREZ	20JUN03

TITLE
NUTPLATE, TRIPLE NUT, BONDED

ANGLES	±1°
.X	±0,8
.XX	±0,25

SIZE	CAGE CODE	DWG. NO.	REV.
A	66530	CB6013 (METRIC)	8
SCALE	1/1	20JUN03	SHEET 3 OF 4



INSTALLATION HOLE SIZE AND REPLACEMENT COMPONENTS

THREAD SIZE CODE	U MAX	NUT PART NO. *	CLIP PART NO.
5M	6,35	CB6001()5M()	CB6002-5M
6M	7,90	CB6001()6M()	CB6002-6M
8M	9,50	CB6001()8M()	CB6002-8M

* FIRST () DESIGNATES NUT MATERIAL CODE.

CR = A-286 CRES, PASSIVATE, DRI-FILM LUBE.

CRC = A-286 CRES, CAD PLATE, DRI-FILM LUBE.

CRS = A-286 CRES, SILVER PLATE.

* SECOND () DESIGNATES NUTPLATE THREAD RELIEF (NUT C'BORE) CODE.

BASEPLATE MATERIAL AND FINISH DATA

CODE	MATERIAL	SPEC.	FINISH	SPEC.
A	ALUMINUM	QQ-A-250	NONE	
AA	ALUMINUM	QQ-A-250	ANODIZE	MIL-A-8625, TYPE 1
CR	A-286 CRES	AMS 5525	PASSIVATE	QQ-P-35

OPTIONAL BASEPLATE PRIMER

CODE	COATING MATERIAL	SPEC.
-	NONE	
P	EPOXY PRIMER	MIL-P-85582

NUT MATERIAL AND FINISH DATA (SEE CB6001)

CODE	MATERIAL	FINISH	SPEC.	DRI-FILM LUBE
NONE	A-286 CRES	PASSIVATE	QQ-P-35	MIL-L-46010 TY 1
CRC	A-286 CRES	CAD PLATE	QQ-P-416	MIL-L-46010 TY 1
CRS	A-286 CRES	SILVER PLATE	AMS 2410	NONE

RECOMMENDED MINIMUM NUT SPACING

THREAD SIZE CODE	MINIMUM P
5M	14,0
6M	16,0
8M	20,0

CLIP MATERIAL AND FINISH: SEE CB6002

STRENGTH REQUIREMENT: PER ISO 5858.

UNLESS OTHERWISE SPECIFIED, ALL DIMENSIONS ARE IN MILLIMETERS AND TOLERANCES ARE AS SHOWN BELOW. DIMENSIONAL TOLERANCES AND SYMBOLS PER ANSI Y14.5M-1982.

PROPRIETARY PARTS SHOWN IN THIS DRAWING ARE THE SUBJECT OF ISSUED UNITED STATES AND FOREIGN PATENTS AND PATENTS PENDING. UNAUTHORIZED REPRODUCTION AND/OR DISTRIBUTION OF THIS DRAWING IS SPECIFICALLY PROHIBITED.

GLICK BOND

CARSON CITY
NEVADA 89706

CAD CB6013-4
METRIC DIMENSIONS

APPROVALS	DATE
DRAWN BPEREZ	20JUN03
CHECKED DOC/mtm	20JUN03
RELEASED CGH	20JUN03
REVISED BPEREZ	20JUN03

TITLE
NUTPLATE, TRIPLE NUT, BONDED

ANGLES	±1°
.X	±0,8
.XX	±0,25

SIZE	CAGE CODE	DWG. NO.	REV.
A	66530	CB6013 (METRIC)	8
SCALE	1/1	20JUN03	SHEET 4 OF 4